


Julien Robitaille, 2013-11

The Project:


Convert an old photo enlarger, used to print black & white photos from a negative, to mount a digital camera and use as many parts as possible to make an accurate "Digital Photo Copier."




The HEAD MOUNT




Original PHOTO ENLARGER 1968



Let's take it apart




Mount close-up and Vertical adjustment



Now, let's see how we will mount the camera.



We will need this hardware.



We will use the camera tripod mount.



The camera is mounted.



We will use the photo paper holder.



Place de document in the holder,



And we will need a lot of lighting.



VOILA ! Lights ON, ready to copy !